

EYFS Reception Welcome Booklet

For you to keep at home.



All About me...

My name is... (Can you write your name?)

I am ... years old (How old are you?)

I like... (What do you like doing?)

This is my family... (Can you draw them?)

More About me...

My friends are...

My favourite toy is ... (Can you draw it?)

I'm really good at... (Draw some things you are good at)

These things worry me... (What worries you?)

Things I am learning to do:

Tick the things that you can do – don't worry if there are things you can't do just yet – we will have fun learning them together at school! You could colour the pictures too.



- Put on my coat.
- Fasten my coat.




- Put on my shoes.
- Fasten my shoes.




- Wash and dry my hands.



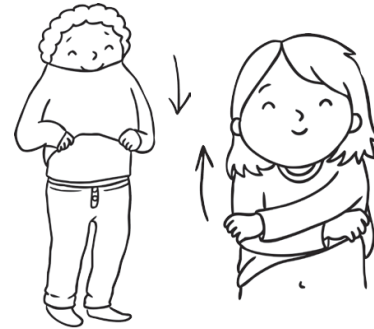
- Use the toilet by myself.




- Use a knife and fork.



- Open my lunchbox and snacks.




- get dressed.
- get undressed.



- write my name.
- read my name.

What Things I might do...

There are lots of things to do at school!



Things you need to bring...



A pair of boots

We need these when we are outside and it is wet and mucky! We leave our wellies at school all year round. We love our **Welly Wednesdays**.



A packed lunch

Eating a healthy lunch helps us to concentrate and work well. You might have hot dinners instead! You should also bring a water bottle to school too.

A P.E kit

This can be left in a bag on your coat peg. Please make sure everything has your name inside! You will need: shorts, t-shirt and shoes. Our P.E. days are **Tuesday** and **Friday**.




A book bag

You will have special books to read at home and at school.

My day...

There are lots of fun things to do in Reception!



When you come into the classroom in the morning, you need to put your coat in your locker – look for your special name label.



Each day we will do a register to see who is in school. We do the register in the morning and again after lunch.

Sometimes, we will go into the hall for assembly too.

We play games inside and outside in our special Reception play area too! Outside we have lots of things to use such as bikes, scooters, bats and balls and skipping ropes.

In the classroom, we have lots of things to play with too – we have lots of construction toys, toy dinosaurs, cars and animals, dolls, playdough, dressing up clothes, games and lots and lots of things to use for drawing, painting and making models. We have a sand tray and a water tray too!


Throughout the day, we will play inside and outside.



My day...

We will have lunchtime in the middle of the day. You might have a packed lunch in a lunchbox or you might have a hot dinner on a plate.

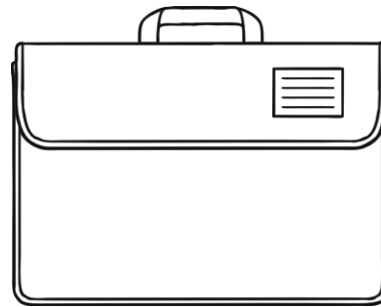
Every day you can choose a piece of fruit to have at snack time – we have different fruit each day and it is a good idea to have your own water bottle too.



Every day you can choose a piece of fruit to have at snack time – we have different fruit each day and it is a good idea to have your own water bottle too with your name on it.



Soon it will be home time! There are often lots of things to remember at home time so make sure you listen carefully and remember all your belongings.



book bag




bottle



coat

My Colouring Sheets

Can you draw over the lines and colour in?




My Colouring Sheets


Can you draw over the lines and colour in?




My Colouring Sheets



Numbers, Shapes and Colours



1



4



10

7

2

9



3


Can you colour in
the shapes and
numbers?

5

8

6

What colours did
you use?



People...

My new teacher, in Class 1, is **Mrs Howells**.



My cover supervisor is **Mrs Rowntree**.



These are other people in reception are **Ms Lambert** and **Mrs Marchant** they are in Class 2.



People...

My new teacher, in Class 2, is **Ms Lambert**.



My cover supervisor is **Mrs Marchant**.



These are other people in reception are **Mrs Howells** and **Mrs Rowntree** they are in Class 1.




People...

My new teachers are ...

My classroom assistants are...

These are other people at school...



Writing letters and Numbers – Visual aid

a b c d e f g h i j k

l m n o p q r s t u

v w x y z

0 1 2 3 4 5 6 7 8 9

Writing letters and Numbers – Visual aid

a b c d e f g h i

j k l m n o p q r

s t u v w x y z

0 1 2 3 4 5 6 7 8 9

Writing letters and Numbers – Visual aid

a b c d e f g h i

j k l m n o p q r

s t u v w x y z

0 1 2 3 4 5 6 7 8 9

Writing letters and Numbers – Visual aid

a b c d e f g h i

j k l m n o p q r

s t u v w x y z

0 1 2 3 4 5 6 7 8 9

Writing letters and Numbers – Visual aid

a b c d e f g h i

j k l m n o p q r

s t u v w x y z

0 1 2 3 4 5 6 7 8 9

Writing letters and Numbers – Visual aid

a b c d e f g h i j k

l m n o p q r s t u v

1 2 3 4 5 6 7 8 9